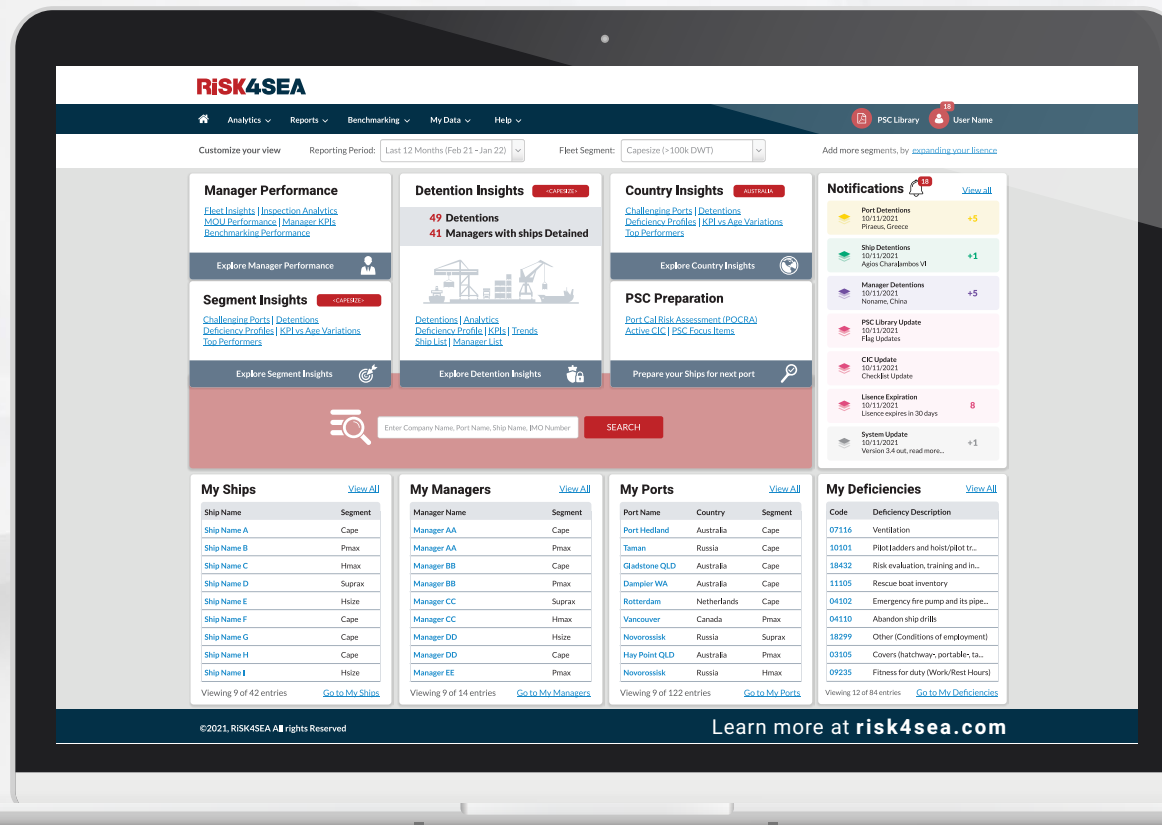


# RISK4SEA

## PSC Primary KPIs

Deficiency Per Inspection (DPI) & Detention Rate (DER) YTD 2025



► Paris MOU ► Tokyo MOU ► USCG ► Global

www.risk4sea.com

# PSC DPI / DER KPIs for YTD 2025 (JAN25 – SEP25)

## Deficiency Per Inspection (DPI)

Segments	Paris MOU					Tokyo MOU					USCG					Global				
Age group	0-5	6-10	11-15	16-20	20+	0-5	6-10	11-15	16-20	20+	0-5	6-10	11-15	16-20	20+	0-5	6-10	11-15	16-20	20+
<b>Dry Bulk Ships</b>																				
Handysize (<35k DWT)	2.5	1.1	4.5	4.7	6.0	2.2	2.5	2.7	3.5	3.6	0.14	0.64	1.4	1.1	-	1.8	1.6	2.3	2.9	4.2
Handymax (35-50k DWT)	1.5	2.7	3.8	4.0	5.7	0.88	1.5	1.8	2.2	4.8	0.05	0.32	0.90	1.7	1.8	0.69	1.2	1.6	2.6	4.2
Supramax (50-67k DWT)	1.7	2.5	4.5	4.9	4.9	1.2	2.1	2.3	2.4	3.4	0.35	0.24	0.48	0.63	0.14	0.75	1.2	1.8	2.1	2.8
Panamax (67-100k DWT)	2.0	2.8	4.2	4.7	4.1	1.8	2.1	2.6	3.1	2.6	0.29	0.13	0.45	0.28	1.7	1.3	1.6	2.1	2.3	2.4
Cape (>100k DWT)	0.92	1.9	4.6	3.6	4.0	1.1	1.5	2.4	2.6	3.5	-	-	0.71	0.38	-	0.91	1.4	2.4	2.5	2.6
General Cargo	2.0	1.5	2.9	3.8	4.8	2.1	2.3	2.5	4.3	4.6	-	0.11	0.44	0.45	0.9	1.8	1.7	2.2	3.5	5.1
<b>Tankers</b>																				
Small Product (<25k DWT)	1.4	1.4	2.7	3.1	3.8	0.94	2.0	2.0	1.9	2.7	0.38	0.14	1.1	1.0	1.2	0.95	1.5	2.0	2.1	3.3
MR1/MR2 (25 – 60k DWT)	0.56	1.1	1.5	2.5	3.9	0.82	1.1	1.3	2.1	3.9	0.24	0.22	0.25	0.51	0.67	0.47	0.67	0.86	1.6	3.2
LR1/LR2 (60-125k DWT)	0.61	0.92	1.7	4.0	2.6	0.82	1.0	1.9	2.5	4.6	0.18	0.19	0.06	0.38	0.75	0.46	0.68	1.1	2.3	3.6
Suezmax (125-200k DWT)	0.74	0.91	1.4	2.4	1.9	1.1	1.5	1.9	2.5	3.2	0.16	0.32	0.12	0.54	-	0.59	0.89	1.0	2.1	2.4
VLCC (>200k DWT)	0.62	1.3	3.4	3.5	-	1.4	1.9	3.0	3.5	4.7	0.23	0.20	0.39	0.33	-	0.90	1.2	2.4	3.1	4.6
LNG/Gas Carriers	0.34	0.41	0.30	-	2.0	1.3	1.2	1.8	2.2	3.0	-	0.08	-	0.73	-	0.53	0.48	1.1	1.4	2.6
LPG carrier	1.2	0.84	1.9	2.8	4.5	1.0	1.4	2.4	2.3	4.3	0.14	0.10	0.28	0.47	0.29	0.62	0.64	1.6	2.0	4.3
<b>Containers</b>																				
Feeders (<10k DWT)	2.5	2.8	3.9	-	-	3.6	4.3	4.0	2.7	3.5	-	-	0.87	-	-	3.6	2.9	5.6	2.9	4.1
Large (10-90k DWT)	1.1	1.5	1.6	3.2	4.1	0.91	1.0	2.1	2.4	2.9	0.08	0.11	0.25	0.61	0.51	0.82	0.91	1.7	2.0	2.6
Ultra Large (>90k DWT)	0.86	1.0	2.1	3.3	4.1	0.90	1.2	1.8	2.4	2.7	-	0.19	0.09	0.21	1.0	0.76	1.0	1.4	1.8	1.9

### Notes

- **Deficiency Per Inspection** = 100 x (sum of deficiencies recorded for the period, age group & regime) / (sum of inspections recorded for the period, age group & regime)
- **Period of Analysis:** Inspections occurred between 01/01 to 30/09 of 2025 | each of the respective regimes
- **Font Color:** Green Font indicates the lowest value while red font indicates the highest value of the Fleet segment in the respective regime
- **Blank Cells:** “ - ” indicates no deficiencies or detentions in the specific age group of the respective regime

About RISK4SEA | [www.risk4sea.com](http://www.risk4sea.com) | Client List <https://bit.ly/3L4ulcl>

RISK4SEA is a SaaS PSC Intelligence platform illuminating PSC performance to Prepare/Assess PSC inspections, Benchmark against competition and Automate PSC functions and alerts to eliminate detentions and minimize OPEX.

# PSC DPI / DER KPIs for YTD 2025 (JAN25 – SEP25)

## Detention Rate (DER)

Segments	Paris MOU					Tokyo MOU					USCG					Global				
Age group	0-5	6-10	11-15	16-20	20+	0-5	6-10	11-15	16-20	20+	0-5	6-10	11-15	16-20	20+	0-5	6-10	11-15	16-20	20+
<b>Dry Bulk Ships</b>																				
Handysize (<35k DWT)	5.0%	-	7.4%	7.6%	6.9%	-	1.3%	3.9%	5.8%	6.4%	-	-	2.5%	-	-	1.1%	0.66%	3.4%	4.9%	6.8%
Handymax (35-50k DWT)	-	2.2%	3.2%	5.7%	11.8%	-	1.6%	2.0%	7.9%	9.6%	-	2.7%	1.4%	9.1%	8.3%	-	1.3%	1.6%	5.0%	8.5%
Supramax (50-67k DWT)	2.0%	1.9%	5.5%	4.1%	11.8%	1.4%	2.4%	3.5%	3.8%	7.7%	-	-	0.79%	-	-	0.62%	1.3%	2.4%	2.9%	5.7%
Panamax (67-100k DWT)	1.1%	0.74%	6.4%	2.6%	1.9%	3.4%	1.3%	3.4%	5.8%	2.8%	-	-	1.8%	-	11.1%	1.9%	1.0%	3.0%	3.8%	2.7%
Cape (>100k DWT)	-	-	4.0%	-	-	1.6%	0.68%	1.6%	1.7%	3.8%	-	-	-	-	-	1.3%	0.59%	1.7%	1.7%	3.2%
General Cargo	2.3%	0.76%	4.1%	6.3%	8.4%	3.4%	2.1%	3.0%	7.3%	7.6%	-	-	-	-	2.6%	2.7%	1.5%	2.8%	5.5%	9.7%
<b>Tankers</b>																				
Small Product (<25k DWT)	-	1.1%	2.9%	5.0%	6.8%	-	2.0%	2.6%	2.9%	2.5%	-	-	9.1%	2.0%	4.5%	-	1.3%	2.7%	3.5%	5.2%
MR1/MR2 (25 – 60k DWT)	-	1.2%	0.78%	1.9%	5.3%	-	1.2%	1.9%	2.1%	11.3%	-	1.4%	-	0.91%	3.3%	-	0.90%	1.0%	1.7%	7.1%
LR1/LR2 (60-125k DWT)	1.4%	1.8%	1.6%	6.5%	-	2.6%	1.1%	-	4.2%	14.3%	-	-	-	-	-	0.64%	1.1%	0.58%	4.1%	9.7%
Suezmax (125-200k DWT)	-	-	-	4.8%	-	-	-	7.1%	-	9.5%	-	-	-	-	-	-	-	1.1%	2.3%	3.9%
VLCC (>200k DWT)	-	-	-	-	-	-	-	1.7%	4.0%	14.8%	-	-	-	-	-	-	-	1.0%	3.3%	14.5%
LNG/Gas Carriers	-	-	-	-	-	2.3%	-	-	2.9%	10.7%	-	-	-	-	-	0.74%	-	-	1.7%	8.6%
LPG carrier	-	-	1.6%	-	11.9%	-	3.4%	1.1%	2.8%	17.9%	-	-	2.2%	-	-	-	1.0%	1.8%	1.3%	14.9%
<b>Containers</b>																				
Feeders (<10k DWT)	-	8.0%	3.2%	-	-	-	-	-	2.2%	6.0%	-	-	-	-	-	-	-	12.5%	3.3%	8.1%
Large (10-90k DWT)	-	-	1.2%	1.9%	5.3%	1.3%	1.6%	1.7%	2.8%	4.6%	-	-	-	1.8%	0.54%	1.1%	1.4%	1.5%	2.4%	3.8%
Ultra Large (>90k DWT)	-	-	-	2.6%	-	1.3%	-	1.1%	1.9%	1.2%	-	-	-	-	4.3%	1.0%	-	0.58%	1.7%	2.6%

### Notes

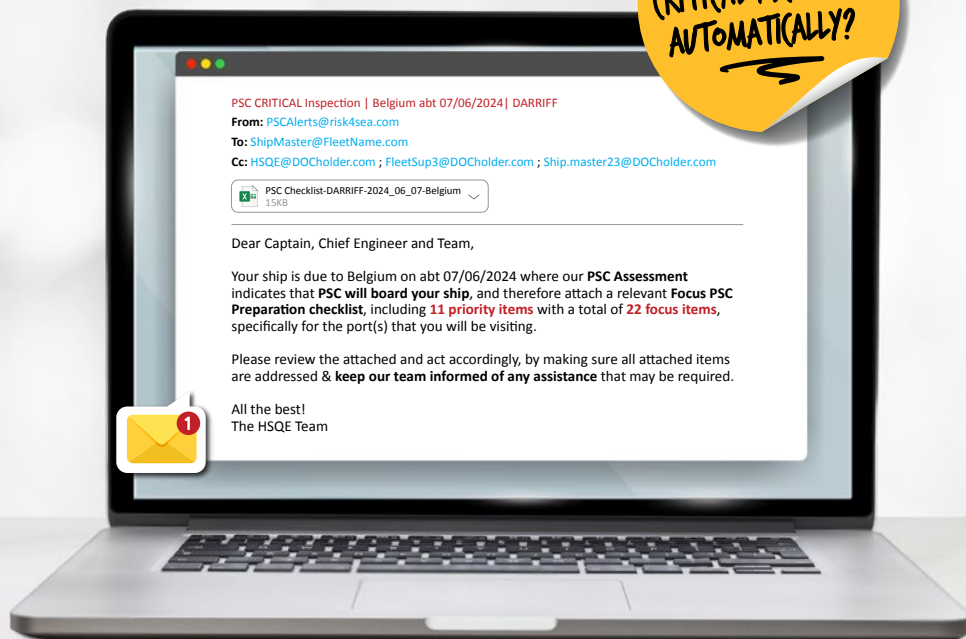
- **Detention Rate** = 100 x (number of detentions for the period, age group & regime) / (sum of inspections recorded for the period, age group & regime)
- **Period of Analysis:** Inspections occurred between 01/01 to 30/09 of 2025 | each of the respective regimes
- **Font Color:** Green Font indicates the lowest value while red font indicates the highest value of the Fleet segment in the respective regime
- **Blank Cells:** “ - ” indicates no deficiencies or detentions in the specific age group of the respective regime

About RISK4SEA | [www.risk4sea.com](http://www.risk4sea.com) | Client List <https://bit.ly/3L4ulcl>

RISK4SEA is a SaaS PSC Intelligence platform illuminating PSC performance to Prepare/Assess PSC inspections, Benchmark against competition and Automate PSC functions and alerts to eliminate detentions and minimize OPEX.

# RISK4SEA

CAN YOU IDENTIFY  
CRITICAL PSC CALLS?  
AUTOMATICALLY?



Automation License will



**95%** PSC Inspection  
Guess Rate



**20-35**  
Checklist  
Focus Items



**80-95%** 

Port Findings Coverage

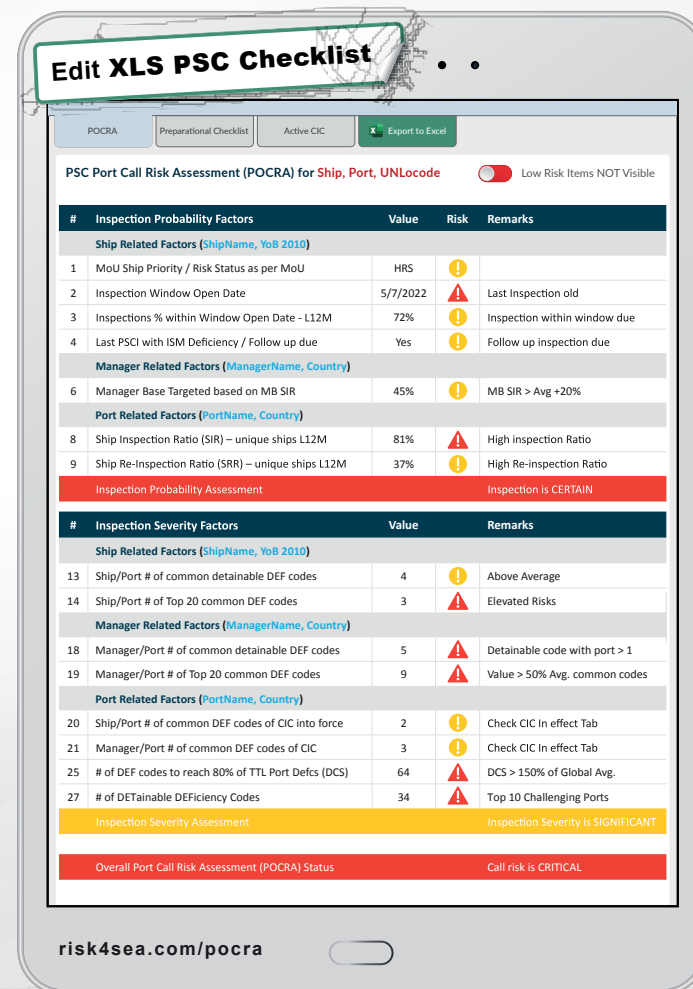
**10x** Minimize OPEX



[www.risk4sea.com/automation](http://www.risk4sea.com/automation)

## Illuminating PSC Performance

Introducing **1-click Ship, Manager & Port Specific POCRA**



[risk4sea.com/pocra](http://risk4sea.com/pocra)

[www.risk4sea.com/pocra](http://www.risk4sea.com/pocra)

Client List ▼

**RISK4SEA** is a SaaS PSC Intelligence platform, illuminating PSC performance to Prepare/Assess PSC inspections, Benchmark against competition and Automate PSC functions and alerts to eliminate detentions and minimize OPEX. Explore more at [www.risk4sea.com](http://www.risk4sea.com)

